

Specifications

Model		K008-5	U10-5
Operating weight*	kg	975	1125
Bucket capacity std. SAE/CECE	m ³	0.022 / 0.018	0.024 / 0.020
Bucket width (with side teeth / without side teeth)	mm	368 / 350	398 / 380
Engine			
Model		D722-E4-BH-4	D722-E4-BH-5
Type		Water-cooled diesel engine E-TVCS	Water-cooled diesel engine E-TVCS
Output ISO9249 NET	PS/rpm	10.3 / 2050	10.3 / 2050
	kW/rpm	7.6 / 2050	7.6 / 2050
Number of cylinder		3	3
Bore × Stroke	mm	67 × 68	67 × 68
Displacement	cc	719	719
Dimensions			
Overall length	mm	2750	2980
Overall height	mm	2260	2260
Swivelling speed	rpm	8.3	8.3
Rubber shoe width	mm	180	180
Tumbler distance	mm	900	1010
Dozer size (width × height)	mm	700 / 860 × 200	750 / 990 × 200
Hydraulic pumps			
P1, P2		Gear pump	Gear pump
Flow rate	ℓ/min	10.5 + 10.5	10.5 + 10.5
Hydraulic pressure	MPa (kgf / cm ²)	16.2 (165)	17.2 (175)
P3		-	Gear pump
Flow rate	ℓ/min	-	3.1
Hydraulic pressure	MPa (kgf / cm ²)	-	3.9 (40)
Max. digging force (arm / bucket)	kN (kgf)	4.5 (460) / 9.8 (1000)	5.4 (550) / 10.4 (1060)
Boom swing angle (left / right)	deg.	55 / 55	55 / 55
Auxiliary circuit			
Flow rate	ℓ/min	21	21
Hydraulic pressure	MPa (kgf / cm ²)	16.2 (165)	17.2 (175)
Hydraulic reservoir	ℓ	13.5	12.6
Fuel tank capacity	ℓ	12	12
Max. travelling speed (low / high)	km/h	2	2 / 4
Ground contact pressure	kPa (kgf / cm ²)	28.1 (0.28)	29.0 (0.30)
Ground clearance	mm	150	140
Noise level			
LpA / LwA (2000/14/EC)	dB (A)	76 / 90	77 / 90
Vibration*2			
Hand arm system (ISO 5349-2:2001)			
Digging / Levelling	m/s ² RMS	<2.5 / <2.5	<2.5 / <2.5
Driving / Idling	m/s ² RMS	<2.5 / <2.5	5.93 / <2.5
Whole body (ISO 2631-1:1997)			
Digging / Levelling	m/s ² RMS	<0.5 / <0.5	<0.5 / <0.5
Driving / Idling	m/s ² RMS	1.15 / <0.5	2.32 / <0.5

*1 With standard bucket ready for operation. Machine weight includes 75 kg operator.

*2 These values are measured under specific conditions at maximum engine speed and can deviate, depending on the operating status.

For Earth, For Life
Kubota

KUBOTA MINI-EXCAVATOR K008-5 / U10-5



KUBOTA EUROPE S.A.S.

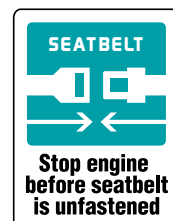
19, rue Jules Verceyruisse
Zone Industrielle - CS50088
95101 Argenteuil Cedex France
Téléphone : (33) 01 34 26 34 34
Télécopieur : (33) 01 34 26 34 99

KUBOTA (U.K.) LTD

Dormer Road, Thame,
Oxfordshire,
OX9 3UN, U.K.
Phone : (44) 01844-268140
F a x : (44) 01844-216685

KUBOTA Baumaschinen GmbH

Steinhauser Straße 100
66482 Zweibrücken Deutschland
Telefon : (49) 0 63 32 - 487 - 0
F a x : (49) 0 63 32 - 487 - 101



Engine output (PS):
K008-5: 10.3
U10-5: 10.3

Machine weight (kg):
K008-5: 975
U10-5: 1,125



<https://www.kubota-eu.com>

Ultra-compact dimensions, enhanced operator protection, zero tail swing...everything you need to get the job done.

There's a lot to like about Kubota's new mini excavators. They're ultra-compact so you easily work in tight spots. They also have an improved control layout, and upgraded comfort features to keep you working efficiently and comfortably. Best of all, you can depend on these Kubota mini excavators to get the job done with speed and efficiency.



KUBOTA STAGE V ENGINE

Highly trusted in the compact industrial machinery market, the efficient combustion created by our engine's unique Three Vortex Combustion System reduces exhaust emission and noise. Its layout also puts most components within easy reach for faster maintenance. Furthermore, it is now fully Stage-V compliant.

NEW SIDE LEVER LAYOUT (U10-5 only)

The control levers have been moved to the sides of the seat for a better, more relaxed operator working posture and improved forward visibility.



KUBOTA MINI-EXCAVATOR

K008-5

U10-5

PERFORMANCE / SAFETY

Small in size, the Kubota mini excavators are big in performance and safety. From an adjustable track gauge and two-speed travel pedal (U10-5 only) to Engine Safety Start and a new boom-mounted LED work light, this mini excavator is designed for maximum performance and safety.

ADJUSTABLE TRACK GAUGE

With easy, single-lever operation, the K008-5 and U10-5's hydraulically adjustable track gauge reduces in seconds—down to 700 mm (K008-5) and 750 mm (U10-5)—to enable navigation in narrow spaces. Conversely, you can widen the track gauge all the way out to 860 mm (K008-5) and 990 mm (U10-5) to provide a substantial increase in stability (15% for the K008-5 and 7% for the U10-5), even while operating with hydraulic breakers. With the simple removal of one pin, its quick-fold blade adjusts in size instantly. When adjusted down, these mini-excavators can easily fit through most doorways, permitting access inside of buildings.

TWO-SPEED TRAVEL PEDAL (U10-5 only)

This pedal lets you easily switch between high and low speeds, so you can work at your own pace. Simply depress the pedal for high-speed travel, or release it for low speed. This feature makes travelling between on-site locations more efficient.



K008-5:
700 mm
U10-5:
750 mm

DIGGING RANGE

The Kubota mini excavators excel at digging, with surprisingly wide working and digging ranges for such compact excavators.

HYDRAULIC CONTROL SYSTEM (U10-5 only)

Fitted with hydraulic servo controls, the U10-5's hydraulic control system means smoother operation, improved feel, and an increase in digging productivity.

BOOM CYLINDER PROTECTION DESIGN

Notice the clean, hose-free look of the K008-5 and U10-5's boom? That is because all of their hydraulic hoses are uniquely hidden and protected inside the boom. In addition, the boom cylinder is well protected due to its location at the top of the boom.



K008-5:
860 mm
U10-5:
990 mm

K008-5:
1,380 mm
U10-5:
1,550 mm

K008-5:
1,720 mm
U10-5:
1,800 mm

ENGINE SAFETY START

The Kubota's Engine Safety Start prevents the K008-5 and U10-5 from moving when the operator is not at the controls. To enter and exit the U10-5's seat, the operator must flip the orange-tipped lever on the controller console towards the rear*, which raises and locks the controller's functions and prevents the mini excavator from moving.

* Towards the front when with the K008-5

UNLOAD LEVER (U10-5 only)

The unload lever enhances work safety by preventing unintended operation of the front attachment, swiveling or running/travelling when the machine is in locked position.

NEW LED BOOM WORK LIGHT

Bright LED boom work light provides plenty of illumination for nighttime tasks.



SEAT BELT ALARM AND HIGH-VISIBILITY SEAT BELT

The bright orange seat belt is a visual reminder for site safety personnel to alert if the seatbelt is being worn before the starting of the engine by the operator. Should this be forgotten, a warning function will prompt the operator to fasten it.



FOLDABLE ROPS

For additional protection, a foldable rollover protective structure is fitted as standard. Folding the ROPS down lets you easily transport the mini excavator on lorries, and travel under doorways to work indoors.



SERVICE / SECURITY

Service and security go hand in hand to ensure that your mini excavator is always ready to go to work. Maintenance is simple, thanks to a full-opening engine cover that provides easy access to the engine and conveniently located and protected hydraulic service port pipes. And security? Provided by Kubota's sophisticated anti-theft system, of course.

FULL OPENING ENGINE COVER

The engine cover's tilt-up operation exposes most of the engine—providing easier access to components.



BATTERY ISOLATOR

The Kubota mini excavators are equipped with a battery isolator that helps to protect the entire electrical system from electrical faults.

PROTECTED HYDRAULIC SERVICE PORT PIPES

With the K008-5 and the U10-5, you'll never need to replace the hydraulic service port pipes again. To reduce the risk of damaging the hydraulic piping, the service port pipes are hidden inside the boom, and its service ports are conveniently located at the end of the boom.



TWO-PIECE HOSE DESIGN

When an on-site replacement of a dozer cylinder supply hose is necessary, its two-piece design simplifies the job.



KUBOTA ANTI-THEFT SYSTEM

Only programmed keys will enable the engine to start up. Attempting to start with an un-programmed key will activate the alarm. Its features include an alert to remind the operator to extract the key after operation, and an LED to alert potential thieves that the system is activated.



Standard equipment

Model	K008-5	U10-5
Engine/Fuel system		
Kubota original engine	●	●
Double-element air cleaner	●	●
Battery isolator	●	●
Undercarriage		
180 mm rubber track	●	●
Variable track	●	●
2-speed travel		●
Double flange track rollers (piece number on each track)	2 pcs	3 pcs
Hydraulic system		
Pressure accumulator		●
Hydraulic pressure checking ports	●	●
1st auxiliary circuit (AUX1) via foot pedal control	●	●
Third line hydraulic return	●	●
Safety system		
Engine start safety system	●	●
Kubota original anti-theft system	●	●
Hydraulic lock system		●
Operating lever lock	●	

Lifting capacity

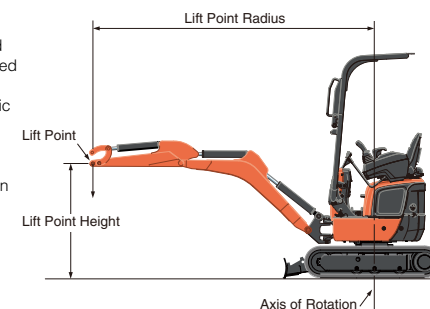
K008-5		kN (ton)						
Lift Point	Lifting point radius (1 m)	Lifting point radius (2 m)		Lifting point radius (2.5 m)				
		Over-front	Over-side	Over-front	Over-side	Over-front	Over-side	
Height	Blade Down	Blade Up	Blade Down	Blade Up	Blade Down	Blade Up		
	2.0 m	-	-	1.9 (0.20)	1.5 (0.15)	1.2 (0.13)	-	-
1.0 m	-	-	-	2.0 (0.21)	1.5 (0.15)	1.2 (0.12)	1.7 (0.17)	1.0 (0.10)
0 m	6.0 (0.61)	3.8 (0.39)	2.9 (0.29)	2.2 (0.23)	1.3 (0.14)	1.1 (0.11)	1.5 (0.16)	1.0 (0.10)
-1.0 m	3.6 (0.37)	3.6 (0.37)	2.9 (0.30)	1.3 (0.13)	1.3 (0.13)	1.0 (0.11)	-	-

U10-5		kN (ton)						
Lift Point	Lifting point radius (1.5 m)		Lifting point radius (2 m)		Lifting point radius (max.)			
	Over-front	Over-side	Over-front	Over-side	Over-front	Over-side	Over-front	Over-side
Height	Blade Down	Blade Up	Blade Down	Blade Up	Blade Down	Blade Up		
	2.0 m	-	-	-	1.8 (0.18)	1.8 (0.18)	1.6 (0.16)	-
1.0 m	3.1 (0.31)	2.8 (0.28)	2.3 (0.24)	2.3 (0.24)	1.8 (0.18)	1.5 (0.15)	-	-
0.5 m	4.4 (0.45)	2.5 (0.26)	2.1 (0.21)	2.7 (0.27)	1.7 (0.17)	1.4 (0.14)	1.5 (0.15)	0.9 (0.10)
0 m	4.1 (0.42)	2.4 (0.24)	2.0 (0.20)	2.6 (0.27)	1.6 (0.16)	1.3 (0.14)	-	-
-1.0 m	2.6 (0.26)	2.4 (0.24)	2.0 (0.20)	1.7 (0.18)	1.6 (0.16)	1.3 (0.13)	-	-

Please note:

* The lifting capacities are based on ISO 10567 and do not exceed 75% of the static tilt load of the machine or 87% of the hydraulic lifting capacity of the machine.

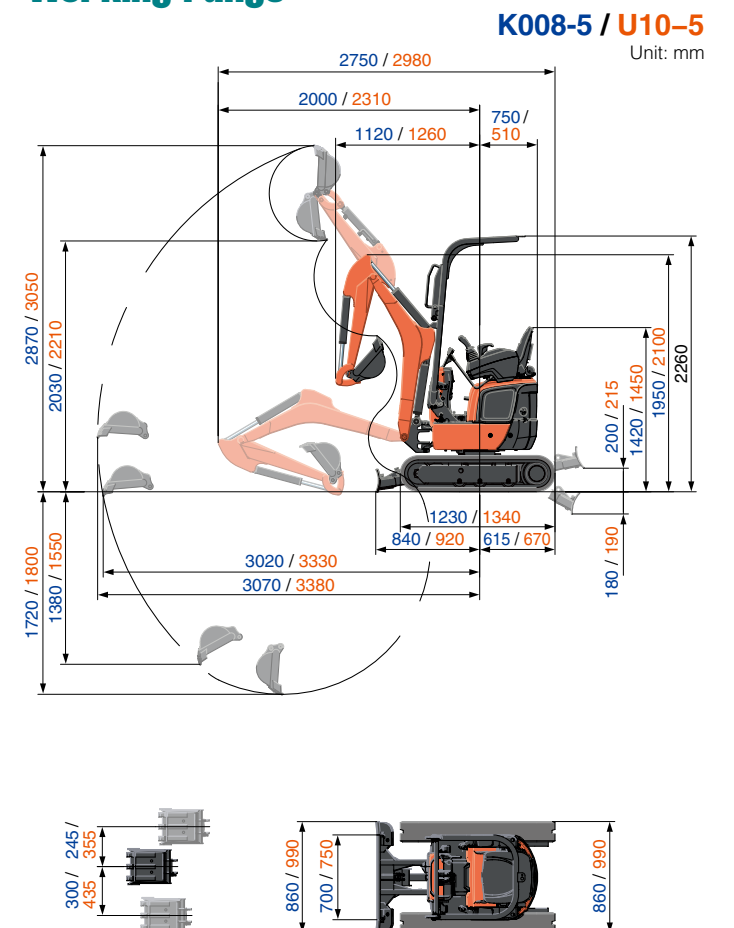
* The excavator bucket, hook, sling and other lifting accessories are not included on this table.



Optional equipment

Model	K008-5	U10-5
Working equipment		
1 LED working light on the boom	●	●
Canopy		
ROPS (Roll-over Protective Structure, ISO3471)	●	●
Retractable orange seatbelt with alert function	●	●
Hydraulic pilot control levers with wrist rests		●
Safety system		
Travel alarm	●	●
Others		
AUX1 2-way circuit	●	●
Bio oil	●	●
Special paint	●	●
Beacon light	●	●

Working range



* Working ranges are with Kubota original bucket, without quick coupler.
 * Specifications are subject to change without notice for purpose of improvement.